





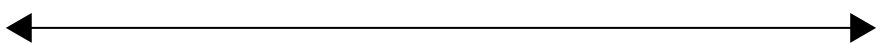




Open Number Line Addition Worksheet

Directions: Solve each problem by using the number line to the right.

$12 + 36 = \square$	
$8 + 45 = \square$	
$29 + 22 = \square$	
$41 + 27 = \square$	
$52 + 13 = \square$	
$68 + 13 = \square$	
$37 + 53 = \square$	
$83 + 9 = \square$	
$24 + 35 = \square$	
$78 + 15 = \square$	